



Legend

- Alignment**
- Cut & Cover
 - Incline
 - Retained Cut
 - Surface
 - Tunnel
 - Viaduct
 - Station Locations
- Gas Utilities**
- High Pressure
 - Medium Pressure
 - Low Pressure



P03	2/6/22	Final Issue	GW	RH	RH	NC
Rev.	Date	Final Issue	Drawn	Check'd	Rev'd	Appr'd

**JACOBS
IDOM**

Client

TII
Bonnheagar Iompair Éireann
Transport Infrastructure Ireland

Project

METROLINK

Drawing Title

Figure 22.1 Gas Network Utilities
Sheet 1 of 30

Drawing Status

FINAL

Scale @ A3

1:2,500 DO NOT SCALE

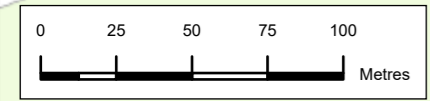
Jacobs No. 32108600

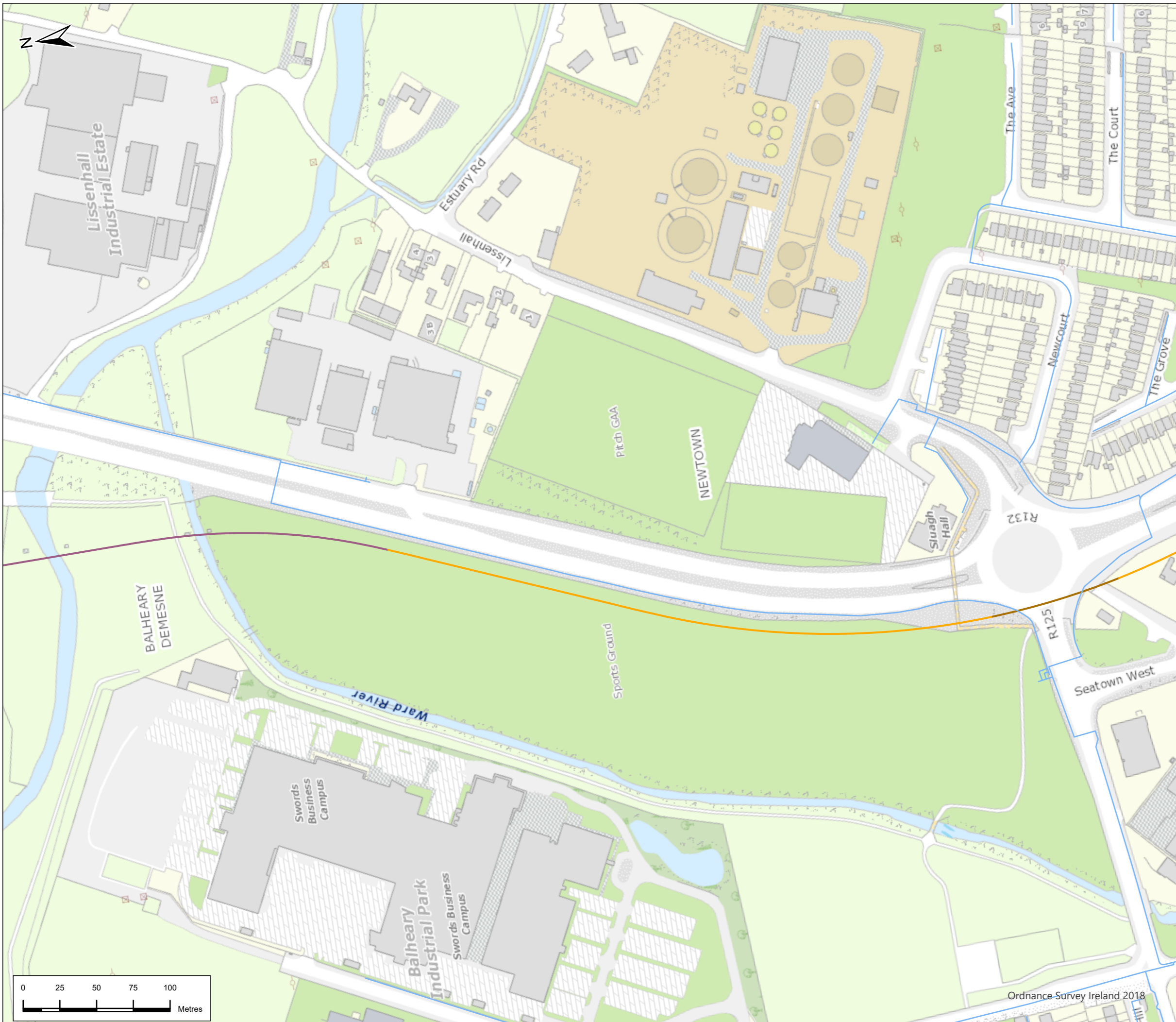
Client No.

Drawing No. ML1-JAI-EIA-ROUT_XX-DR-Y-22002

Rev P03

This drawing is not to be used in whole or in part other than for the intended purpose and project as defined on this drawing. Refer to the contract for full terms and conditions.





Legend

- Alignment**
- Cut & Cover
 - Incline
 - Retained Cut
 - Surface
 - Tunnel
 - Viaduct
- Gas Utilities**
- High Pressure
 - Medium Pressure
 - Low Pressure



P03	2/6/22	Final Issue	GW	RH	RH	NC
Rev.	Date	Final Issue	Drawn	Check'd	Rev'd	Appr'd
JACOBS IDOM						
Client			TII Bonneagar Iompair Éireann Transport Infrastructure Ireland			
Project			METROLINK			
Drawing Title			Figure 22.1 Gas Network Utilities Sheet 2 of 30			
Drawing Status			FINAL			
Scale @ A3	1:2,500		DO NOT SCALE			
Jacobs No.	32108600					
Client No.						
Drawing No.	ML1-JAI-EIA-ROUT_XX-DR-Y-22003					Rev P03



Legend

- Alignment**
- Cut & Cover
 - Incline
 - Retained Cut
 - Surface
 - Tunnel
 - Viaduct
 - Station Locations
- Gas Utilities**
- High Pressure
 - Medium Pressure
 - Low Pressure



P03	2/6/22	Final Issue	GW	RH	RH	NC
Rev.	Date	Final Issue	Drawn	Check'd	Rev'd	App'r'd

JACOBS
IDOM

Client

 Bonnagar Iompair Éireann
 Transport Infrastructure Ireland

Project
METROLINK

Drawing Title
 Figure 22.1 Gas Network Utilities
 Sheet 3 of 30

Drawing Status
FINAL

Scale @ A3
 1:2,500
 DO NOT SCALE

Jacobs No. 32108600
 Client No.
 Drawing No. ML1-JAI-EIA-ROUT_XX-DR-Y-22004
 Rev P03

This drawing is not to be used in whole or in part other than for the intended purpose and project as defined on this drawing. Refer to the contract for full terms and conditions.



Legend

- Alignment**
- Cut & Cover
 - Incline
 - Retained Cut
 - Surface
 - Tunnel
 - Viaduct
 - Station Locations
- Gas Utilities**
- High Pressure
 - Medium Pressure
 - Low Pressure



P03	2/6/22	Final Issue	GW	RH	RH	NC
Rev.	Date	Final Issue	Drawn	Check'd	Rev'd	Appr'd

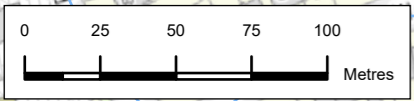
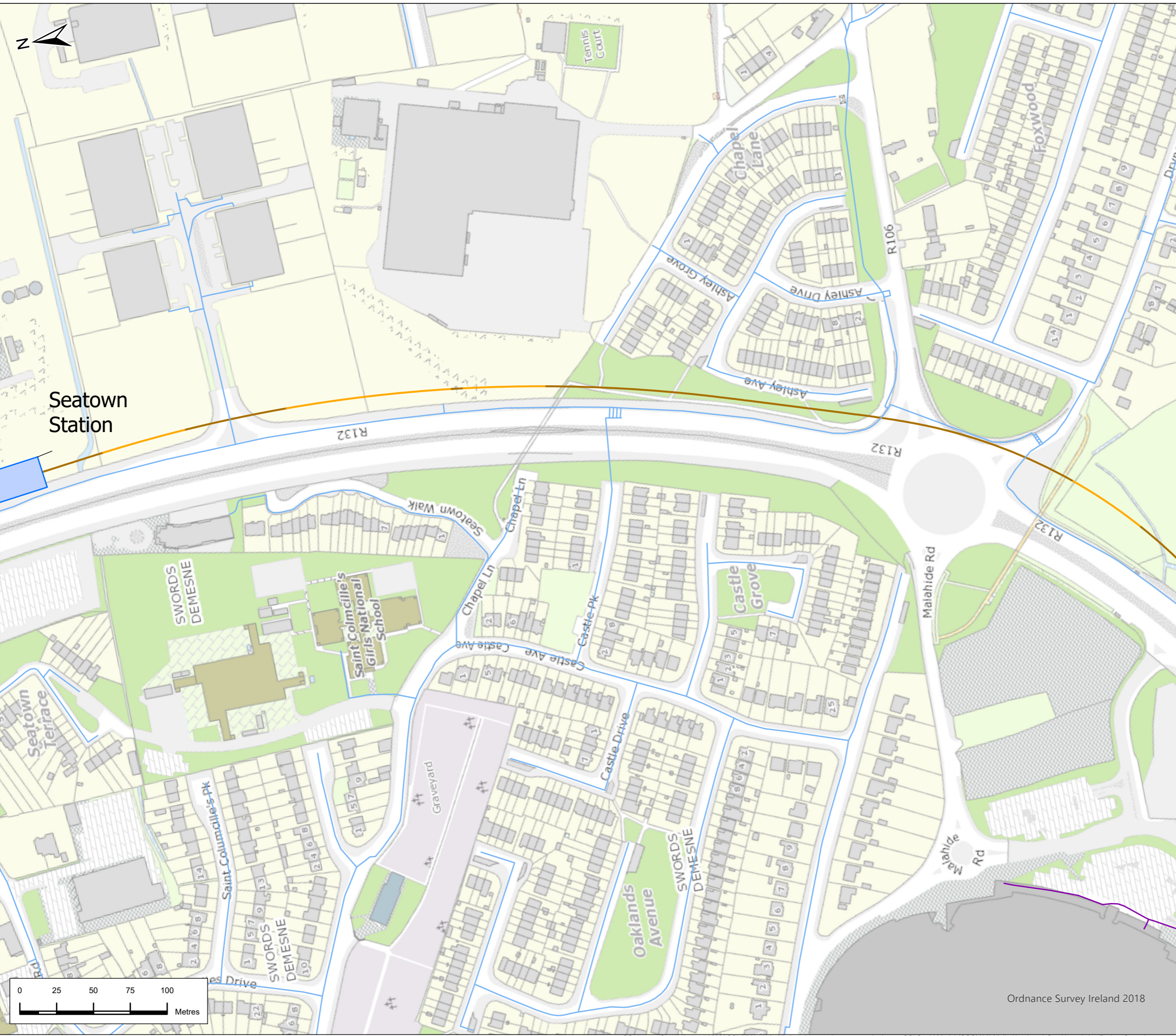


METROLINK

Figure 22.1 Gas Network Utilities
Sheet 4 of 30

Drawing Status	FINAL	
Scale @ A3	1:2,500	DO NOT SCALE
Jacobs No.	32108600	
Client No.		
Drawing No.	ML1-JAI-EIA-ROUT_XX-DR-Y-22005	Rev P03

This drawing is not to be used in whole or in part other than for the intended purpose and project as defined on this drawing. Refer to the contract for full terms and conditions.



Ordnance Survey Ireland 2018



Legend

- Alignment**
- Cut & Cover
 - Incline
 - Retained Cut
 - Surface
 - Tunnel
 - Viaduct
 - Station Locations
- Gas Utilities**
- High Pressure
 - Medium Pressure
 - Low Pressure



P03	2/6/22	Final Issue	GW	RH	RH	NC
Rev.	Date	Final Issue	Drawn	Check'd	Rev'd	Appr'd

JACOBS
IDOM

Client
TII
Bonnéagar Iompair Éireann
Transport Infrastructure Ireland

Project
METROLINK

Drawing Title
Figure 22.1 Gas Network Utilities
Sheet 5 of 30

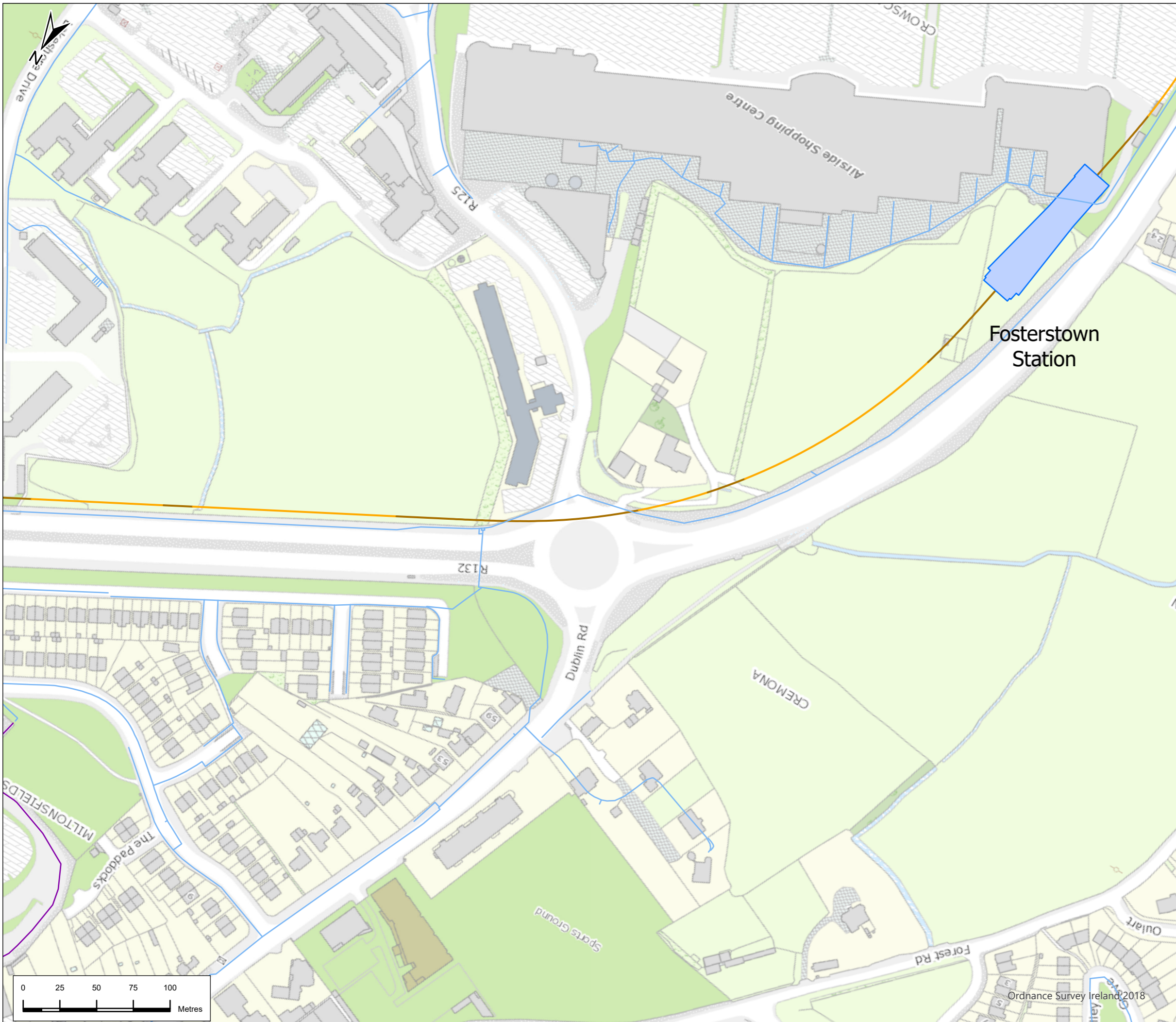
Drawing Status
FINAL

Scale @ A3: 1:2,500 DO NOT SCALE

Jacobs No.: 32108600
Client No.:

Drawing No.: ML1-JAI-EIA-ROUT_XX-DR-Y-22006 Rev
P03

This drawing is not to be used in whole or in part other than for the intended purpose and project as defined on this drawing. Refer to the contract for full terms and conditions.



Legend

- Alignment**
- Cut & Cover
 - Incline
 - Retained Cut
 - Surface
 - Tunnel
 - Viaduct
 - Station Locations
- Gas Utilities**
- High Pressure
 - Medium Pressure
 - Low Pressure



P03	2/6/22	Final Issue	GW	RH	RH	NC
Rev.	Date	Final Issue	Drawn	Check'd	Rev'd	Appr'd

JACOBS
IDOM

Client

TII
Bonnéagar Iompair Éireann
Transport Infrastructure Ireland

Project

METROLINK

Drawing Title

Figure 22.1 Gas Network Utilities
Sheet 6 of 30

Drawing Status

FINAL

Scale @ A3: 1:2,500 DO NOT SCALE

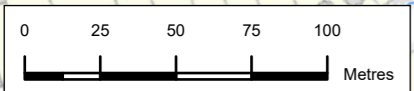
Jacobs No.: 32108600

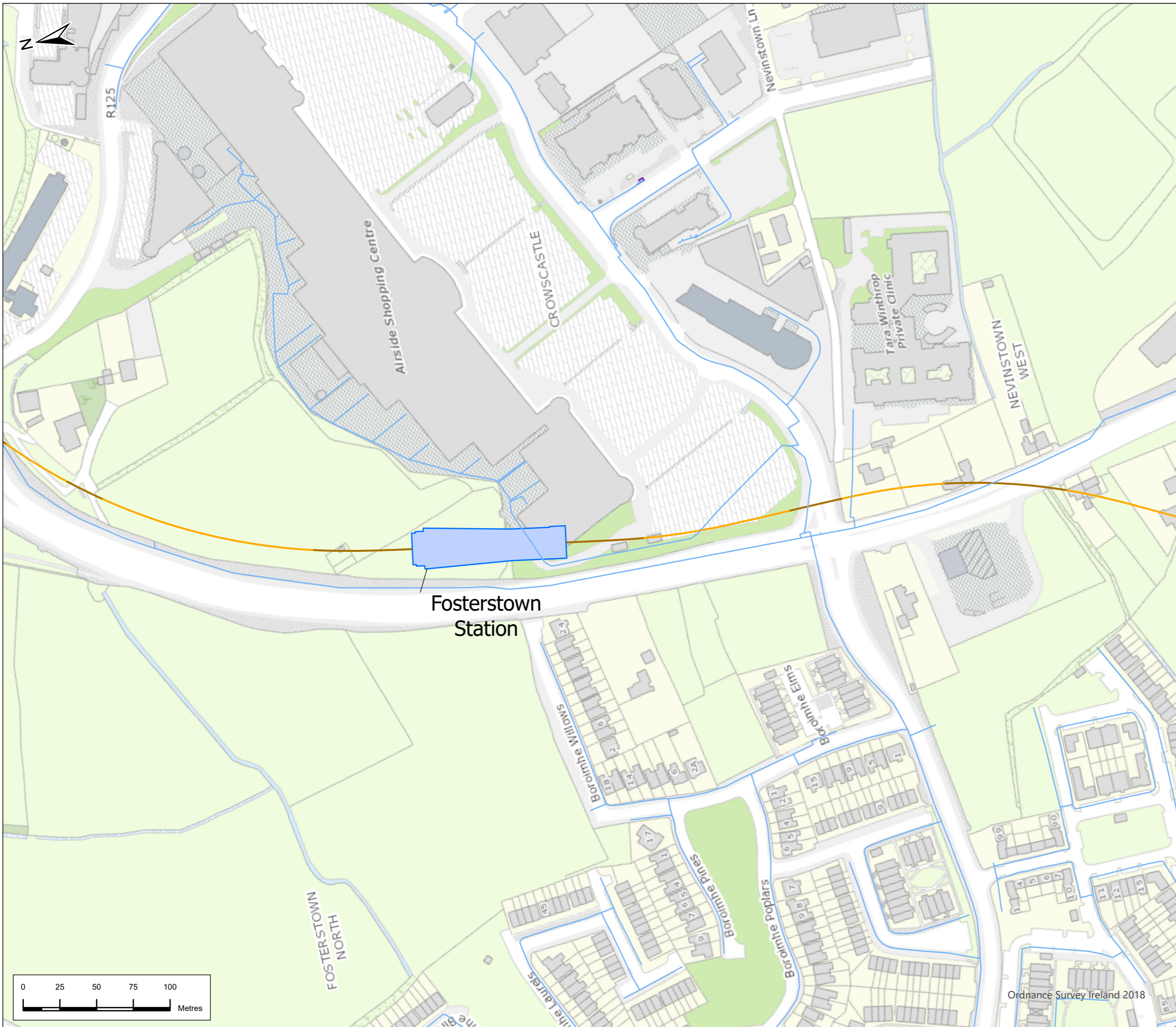
Client No.:

Drawing No.: ML1-JAI-EIA-ROUT_XX-DR-Y-22007

Rev: P03

This drawing is not to be used in whole or in part other than for the intended purpose and project as defined on this drawing. Refer to the contract for full terms and conditions.





Legend

- Alignment**
- Cut & Cover
 - Incline
 - Retained Cut
 - Surface
 - Tunnel
 - Viaduct
 - Station Locations
- Gas Utilities**
- High Pressure
 - Medium Pressure
 - Low Pressure



P03	2/6/22	Final Issue	GW	RH	RH	NC
Rev.	Date	Final Issue	Drawn	Check'd	Rev'd	Appr'd

JACOBS
IDOM

Client

TII
Bonnéagar Iompair Éireann
Transport Infrastructure Ireland

Project

METROLINK

Drawing Title

Figure 22.1 Gas Network Utilities
Sheet 7 of 30

Drawing Status

FINAL

Scale @ A3

1:2,500

DO NOT SCALE

Jacobs No.

32108600

Client No.

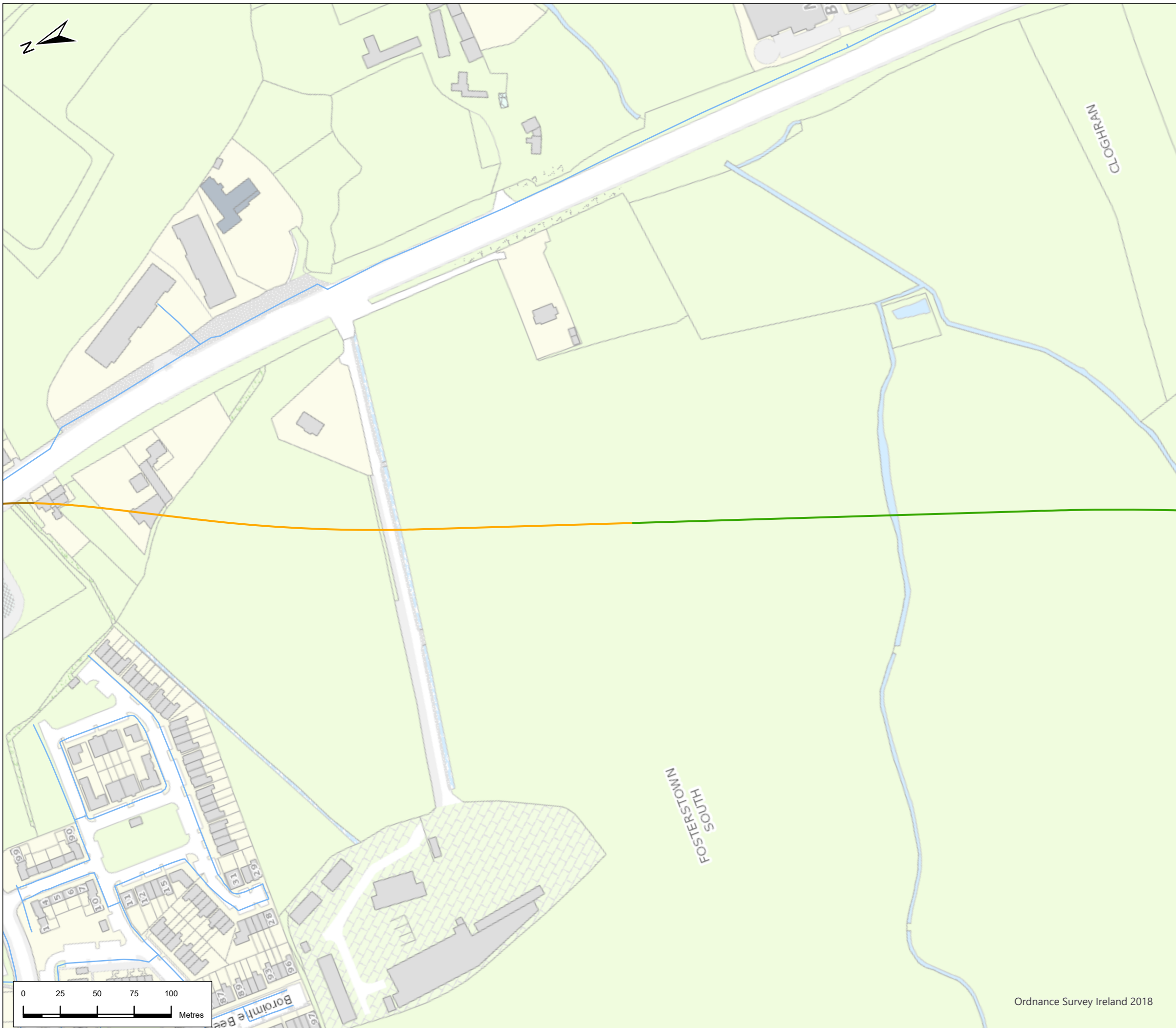
Drawing No.

ML1-JAI-EIA-ROUT_XX-DR-Y-22008

Rev

P03

This drawing is not to be used in whole or in part other than for the intended purpose and project as defined on this drawing. Refer to the contract for full terms and conditions.



Legend

Alignment

- Cut & Cover
- Incline
- Retained Cut
- Surface
- Tunnel
- Viaduct

Gas Utilities

- High Pressure
- Medium Pressure
- Low Pressure



P03	2/6/22	Final Issue	GW	RH	RH	NC
Rev.	Date	Final Issue	Drawn	Check'd	Rev'd	Appr'd

JACOBS
IDOM

Client

 Bonnagar Iompair Éireann
 Transport Infrastructure Ireland

Project
METROLINK

Drawing Title
 Figure 22.1 Gas Network Utilities
 Sheet 8 of 30

Drawing Status
FINAL

Scale @ A3
 1:2,500 DO NOT SCALE

Jacobs No.
 32108600

Client No.

Drawing No.
 ML1-JAI-EIA-ROUT_XX-DR-Y-22009 Rev
P03

This drawing is not to be used in whole or in part other than for the intended purpose and project as defined on this drawing. Refer to the contract for full terms and conditions.



Legend

Alignment

- Cut & Cover
- Incline
- Retained Cut
- Surface
- Tunnel
- Viaduct

Gas Utilities

- High Pressure
- Medium Pressure
- Low Pressure



P03	2/6/22	Final Issue	GW	RH	RH	NC
Rev.	Date	Final Issue	Drawn	Check'd	Rev'd	Appr'd

JACOBS
IDOM

Client
TII
Bonneagar Iompair Éireann
Transport Infrastructure Ireland

Project
METROLINK

Drawing Title
Figure 22.1 Gas Network Utilities
Sheet 9 of 30

Drawing Status
FINAL

Scale @ A3
1:2,500 DO NOT SCALE

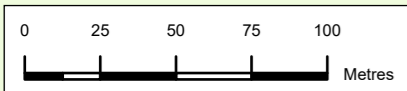
Jacobs No.
32108600

Client No.

Drawing No.
ML1-JAI-EIA-ROUT_XX-DR-Y-22010

Rev
P03








Ordnance Survey Ireland 2018








Legend

Alignment

-  Cut & Cover
-  Incline
-  Retained Cut
-  Surface
-  Tunnel
-  Viaduct
-  Station Locations

Gas Utilities

-  High Pressure
-  Medium Pressure
-  Low Pressure



P03	2/6/22	Final Issue	GW	RH	RH	NC
Rev.	Date	Final Issue	Drawn	Check'd	Rev'd	Appr'd



Drawing Title
Figure 22.1 Gas Network Utilities
Sheet 10 of 30

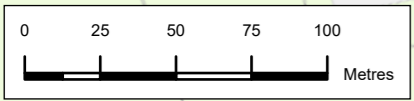
Drawing Status: **FINAL**

Scale @ A3: 1:2,500 DO NOT SCALE

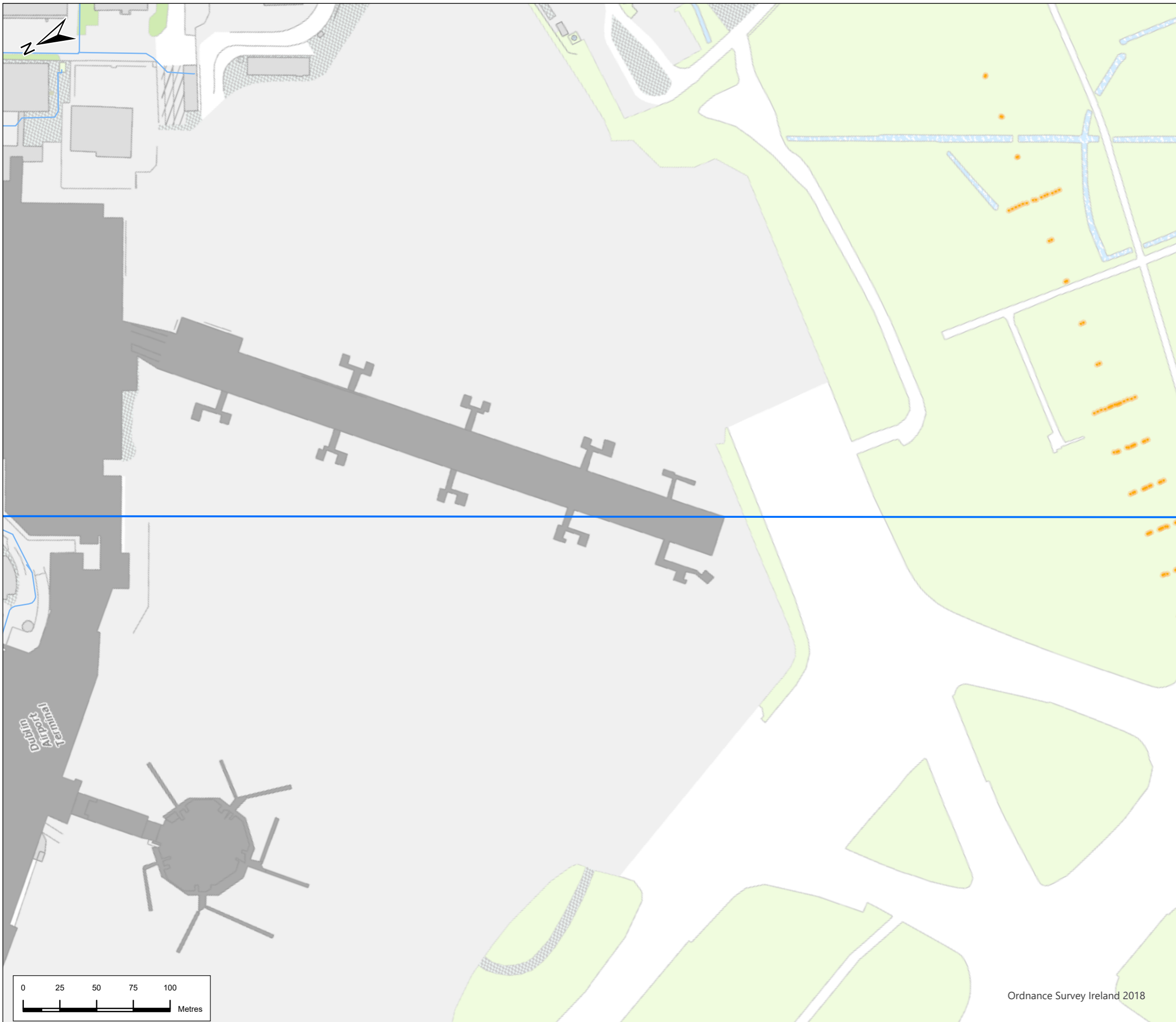
Jacobs No. 32108600

Drawing No. ML1-JAI-EIA-ROUT_XX-DR-Y-22011 Rev P03

This drawing is not to be used in whole or in part other than for the intended purpose and project as defined on this drawing. Refer to the contract for full terms and conditions.



Ordnance Survey Ireland 2018



Legend

- Alignment**
- Cut & Cover
 - Incline
 - Retained Cut
 - Surface
 - Tunnel
 - Viaduct

- Gas Utilities**
- High Pressure
 - Medium Pressure
 - Low Pressure



P03	2/6/22	Final Issue	GW	RH	RH	NC
Rev.	Date	Final Issue	Drawn	Check'd	Rev'd	Appr'd

**JACOBS
IDOM**

Client

 Bonnheagar Iompair Éireann
 Transport Infrastructure Ireland

Project
METROLINK

Drawing Title
 Figure 22.1 Gas Network Utilities
 Sheet 11 of 30

Drawing Status
FINAL

Scale @ A3
 1:2,500 DO NOT SCALE

Jacobs No. 32108600
 Client No.
 Drawing No. ML1-JAI-EIA-ROUT_XX-DR-Y-22012 Rev P03

This drawing is not to be used in whole or in part other than for the intended purpose and project as defined on this drawing. Refer to the contract for full terms and conditions.



Legend

- Alignment**
- Cut & Cover
 - Incline
 - Retained Cut
 - Surface
 - Tunnel
 - Viaduct

Gas Utilities

- High Pressure
- Medium Pressure
- Low Pressure



P03	2/6/22	Final Issue	GW	RH	RH	NC
Rev.	Date	Final Issue	Drawn	Check'd	Rev'd	Appr'd



Drawing Title
Figure 22.1 Gas Network Utilities
 Sheet 12 of 30

Drawing Status
FINAL

Scale @ A3: 1:2,500 DO NOT SCALE

Jacobs No. 32108600

Client No.

Drawing No. **ML1-JAI-EIA-ROUT_XX-DR-Y-22013** Rev **P03**

This drawing is not to be used in whole or in part other than for the intended purpose and project as defined on this drawing. Refer to the contract for full terms and conditions.



Legend

- Alignment**
- Cut & Cover
 - Incline
 - Retained Cut
 - Surface
 - Tunnel
 - Viaduct

- Gas Utilities**
- High Pressure
 - Medium Pressure
 - Low Pressure



P03	2/6/22	Final Issue	GW	RH	RH	NC
Rev.	Date	Final Issue	Drawn	Check'd	Rev'd	Appr'd



Drawing Title
Figure 22.1 Gas Network Utilities
 Sheet 14 of 30

Drawing Status
FINAL

Scale @ A3: 1:2,500 DO NOT SCALE

Jacobs No. 32108600
 Client No.
 Drawing No. ML1-JAI-EIA-ROUT_XX-DR-Y-22015 Rev P03

This drawing is not to be used in whole or in part other than for the intended purpose and project as defined on this drawing. Refer to the contract for full terms and conditions.



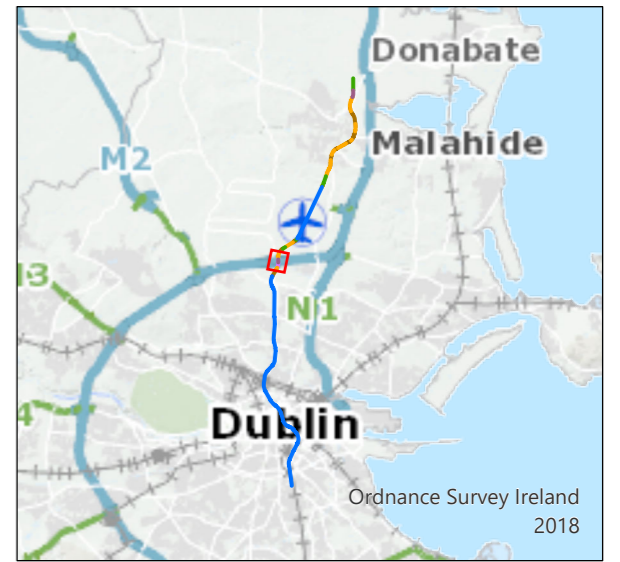
Legend

Alignment

- Cut & Cover
- Incline
- Retained Cut
- Surface
- Tunnel
- Viaduct

Gas Utilities

- High Pressure
- Medium Pressure
- Low Pressure



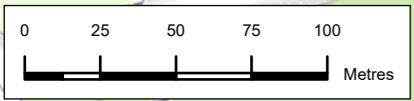
P03	2/6/22	Final Issue	GW	RH	RH	NC
Rev.	Date	Final Issue	Drawn	Check'd	Rev'd	Appr'd

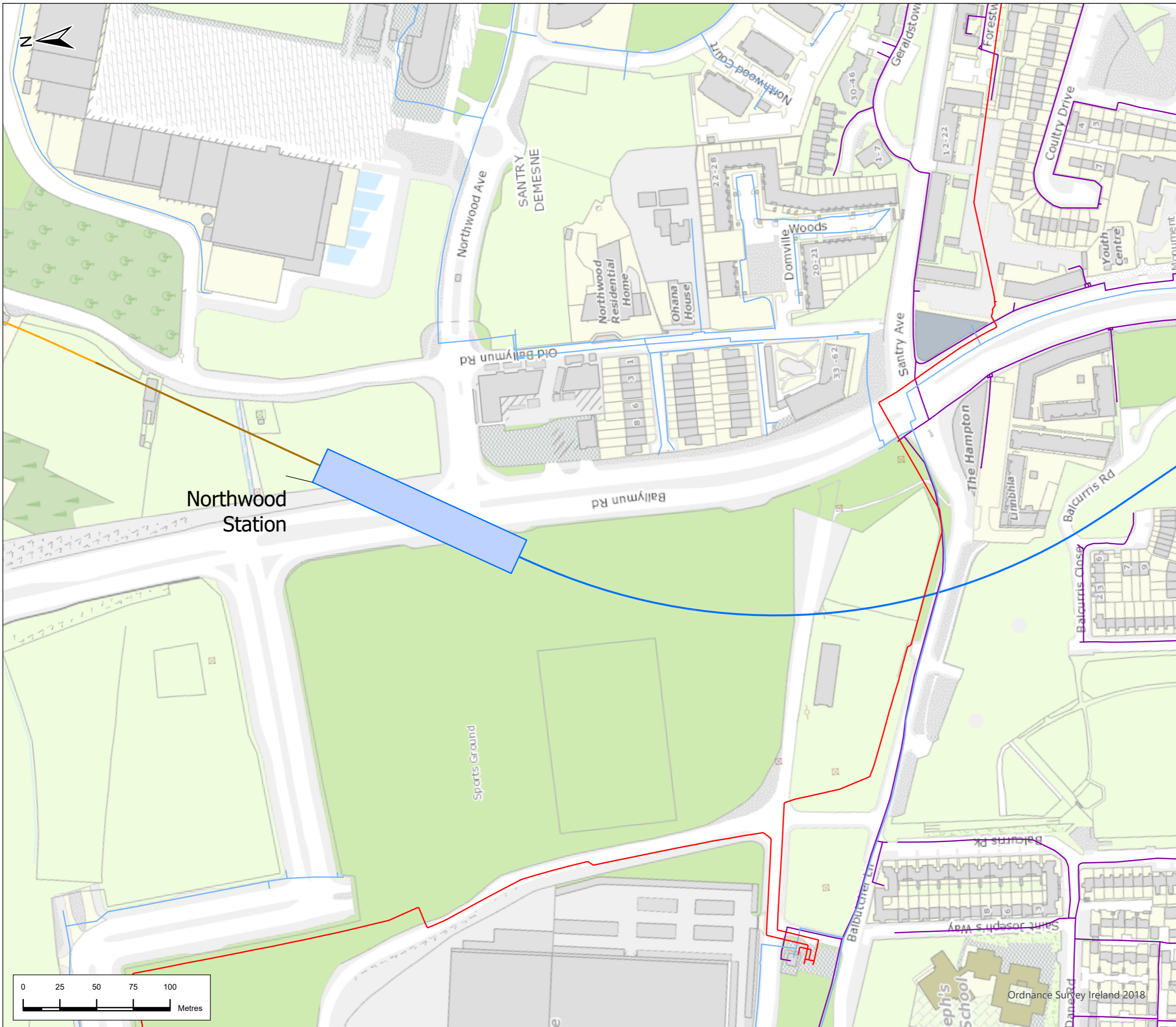


Drawing Title
Figure 22.1 Gas Network Utilities
 Sheet 15 of 30

Drawing Status	FINAL	
Scale @ A3	1:2,500	DO NOT SCALE
Jacobs No.	32108600	
Client No.		
Drawing No.	ML1-JAI-EIA-ROUT_XX-DR-Y-22016	Rev P03

This drawing is not to be used in whole or in part other than for the intended purpose and project as defined on this drawing. Refer to the contract for full terms and conditions.



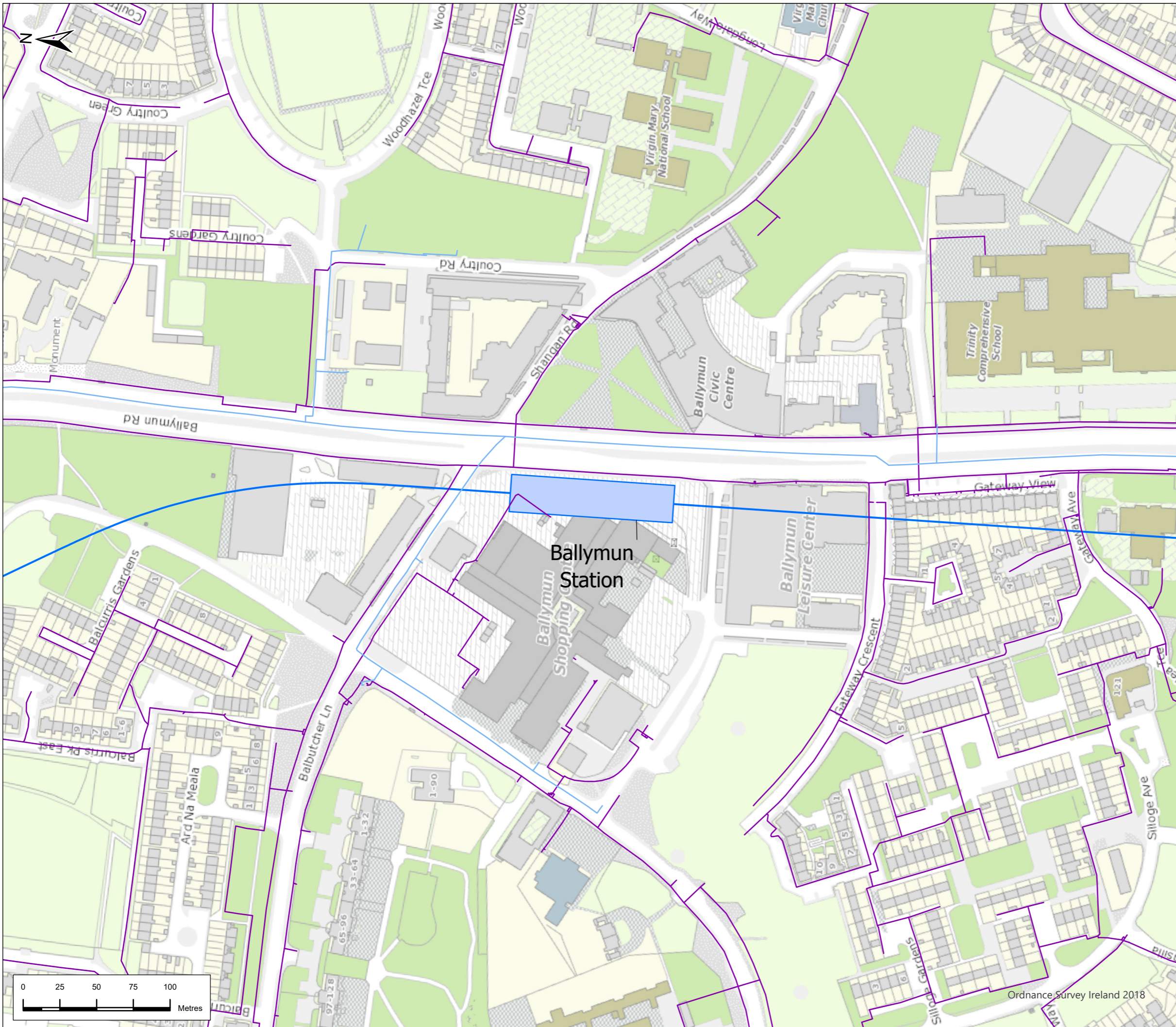


Legend

- Alignment**
- Cut & Cover
 - Incline
 - Retained Cut
 - Surface
 - Tunnel
 - Viaduct
 - Station Locations
- Gas Utilities**
- High Pressure
 - Medium Pressure
 - Low Pressure



P03	2/6/22	Final Issue	GW	RH	RH	NC
Rev.	Date	Final Issue	Drawn	Check'd	Rev'd	Appr'd
JACOBS IDOM						
Client			TII Bonneagar Iompair Éireann Transport Infrastructure Ireland			
Project			METROLINK			
Drawing Title			Figure 22.1 Gas Network Utilities Sheet 16 of 30			
Drawing Status			FINAL			
Scale @ A3		1:2,500	DO NOT SCALE			
Jacobs No.		32108600				
Client No.						
Drawing No.		ML1-JAI-EIA-ROUT_XX-DR-Y-22017	Rev		P03	



Legend

- Alignment**
- Cut & Cover
 - Incline
 - Retained Cut
 - Surface
 - Tunnel
 - Viaduct
 - Station Locations
- Gas Utilities**
- High Pressure
 - Medium Pressure
 - Low Pressure



P03	2/6/22	Final Issue	GW	RH	RH	NC
Rev.	Date	Final Issue	Drawn	Check'd	Rev'd	App'r'd

**JACOBS
IDOM**

Client

 Bonnagar Iompair Éireann
 Transport Infrastructure Ireland

Project
METROLINK

Drawing Title
 Figure 22.1 Gas Network Utilities
 Sheet 17 of 30

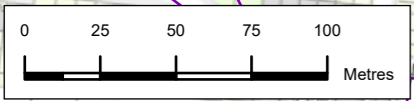
Drawing Status
FINAL

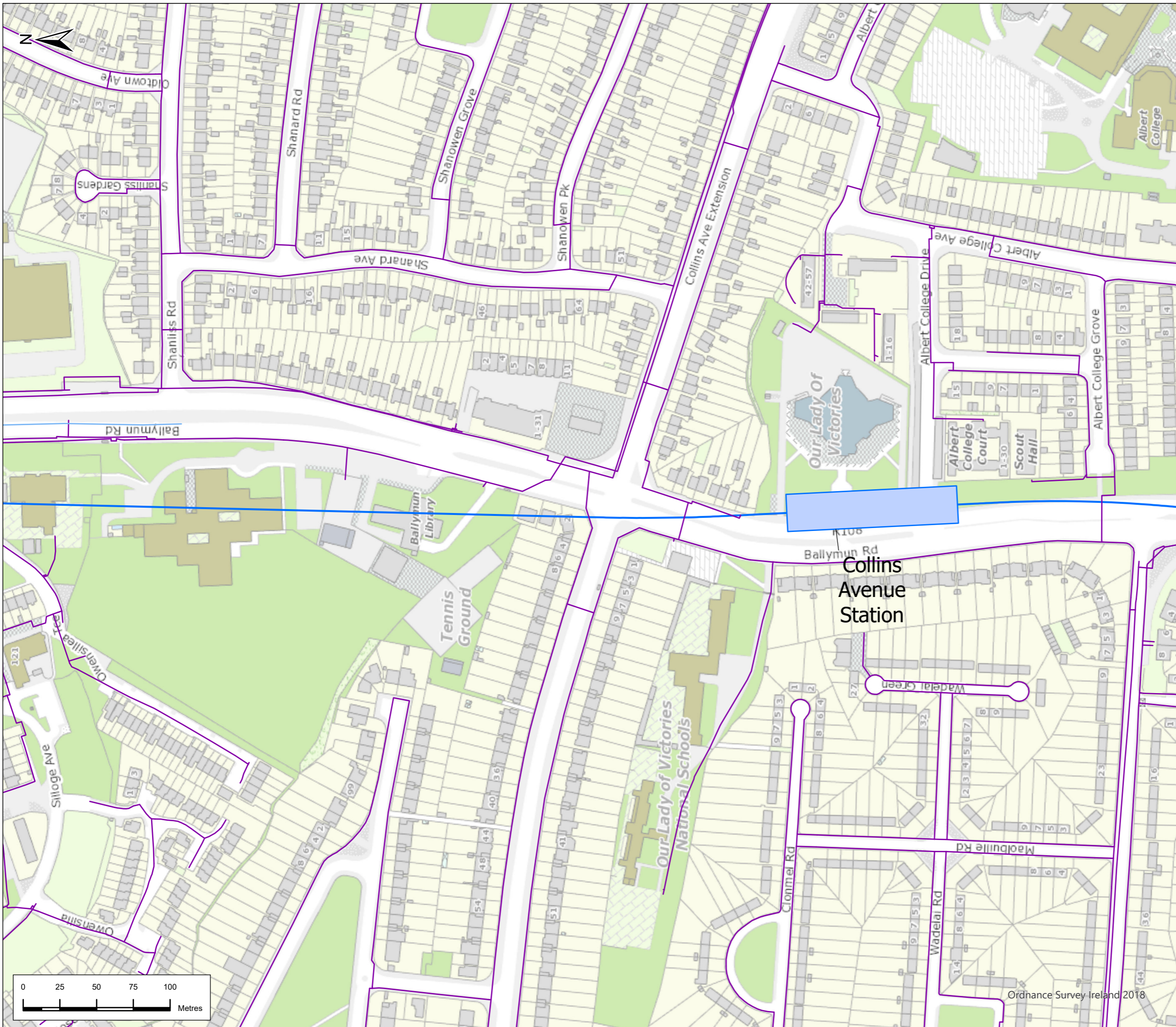
Scale @ A3
 1:2,500 DO NOT SCALE

Jacobs No. 32108600
 Client No.

Drawing No. ML1-JAI-EIA-ROUT_XX-DR-Y-22018 Rev
P03

This drawing is not to be used in whole or in part other than for the intended purpose and project as defined on this drawing. Refer to the contract for full terms and conditions.



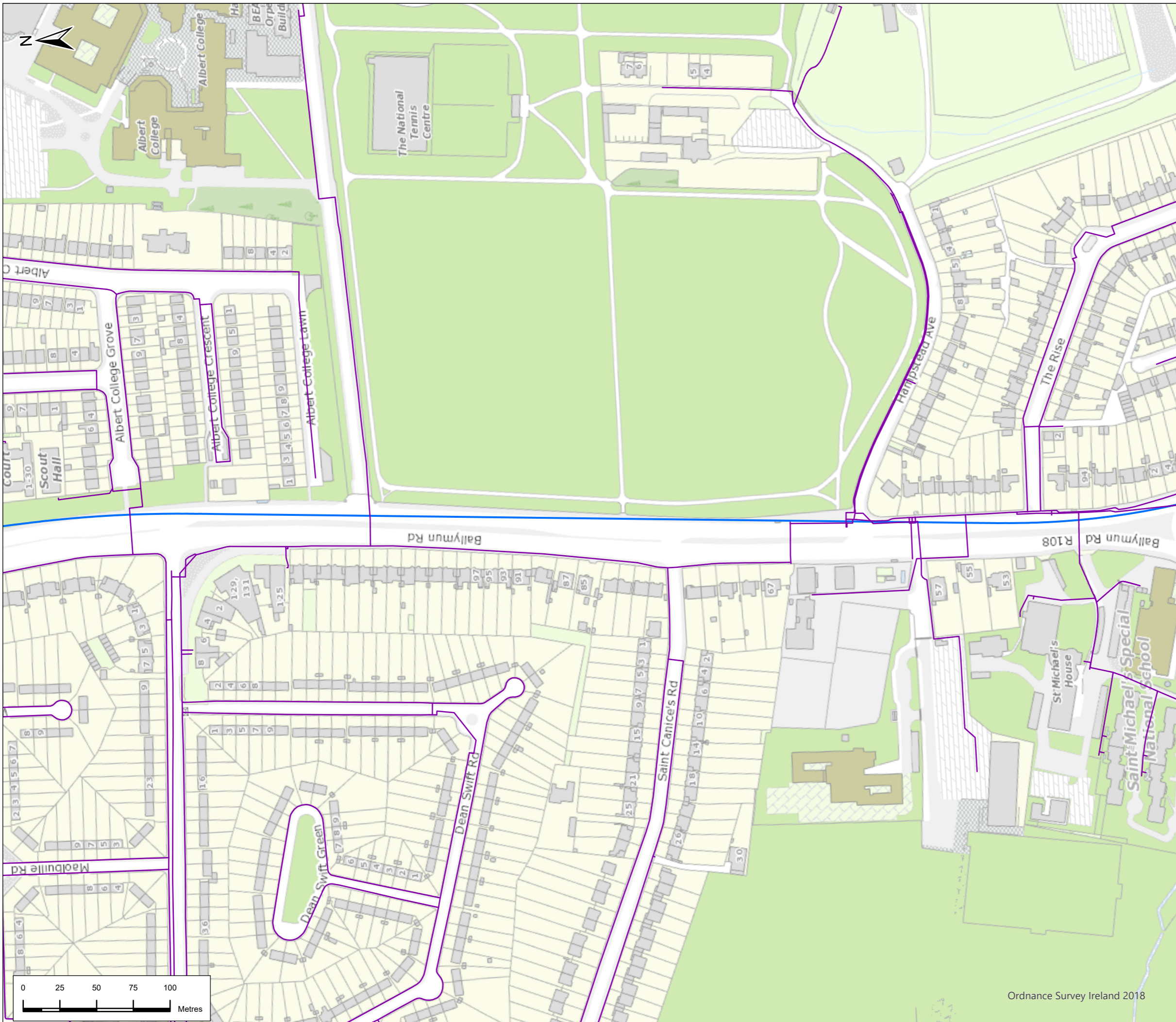


Legend

- Alignment**
- Cut & Cover
 - Incline
 - Retained Cut
 - Surface
 - Tunnel
 - Viaduct
 - Station Locations
- Gas Utilities**
- High Pressure
 - Medium Pressure
 - Low Pressure




P03	2/6/22	Final Issue	GW	RH	RH	NC
Rev.	Date	Final Issue	Drawn	Check'd	Rev'd	Appr'd
		JACOBS		IDOM		
Client		TII Bonnegar Iompair Éireann Transport Infrastructure Ireland				
Project		METROLINK				
Drawing Title		Figure 22.1 Gas Network Utilities Sheet 18 of 30				
Drawing Status		FINAL				
Scale @ A3		1:2,500	DO NOT SCALE			
Jacobs No.		32108600				
Client No.						
Drawing No.		ML1-JAI-EIA-ROUT_XX-DR-Y-22019			Rev	P03
This drawing is not to be used in whole in or part other than for the intended purpose and project as defined on this drawing. Refer to the contract for full terms and conditions.						

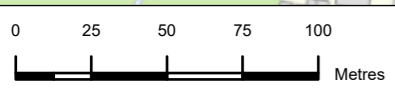
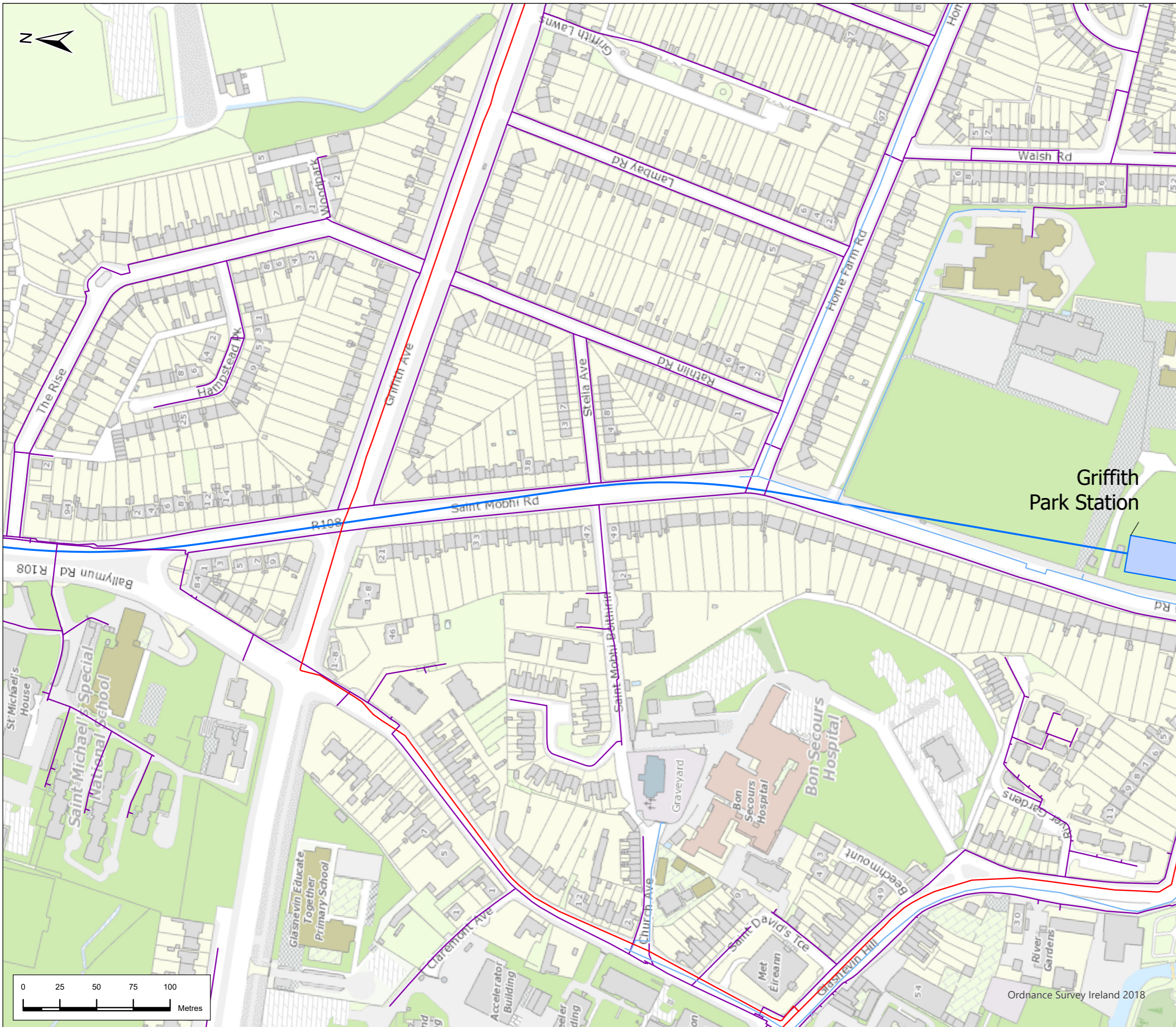


Legend

- Alignment**
- Cut & Cover
 - Incline
 - Retained Cut
 - Surface
 - Tunnel
 - Viaduct
- Gas Utilities**
- High Pressure
 - Medium Pressure
 - Low Pressure



P03	2/6/22	Final Issue	GW	RH	RH	NC
Rev.	Date	Final Issue	Drawn	Check'd	Rev'd	Appr'd
		JACOBS				
		IDOM				
Client		 Bonnagar Iompair Éireann Transport Infrastructure Ireland				
Project		METROLINK				
Drawing Title		Figure 22.1 Gas Network Utilities Sheet 19 of 30				
Drawing Status		FINAL				
Scale @ A3	1:2,500	DO NOT SCALE				
Jacobs No.	32108600					
Client No.						
Drawing No.	ML1-JAI-EIA-ROUT_XX-DR-Y-22020				Rev	P03



Legend

- Alignment**
- Cut & Cover
 - Incline
 - Retained Cut
 - Surface
 - Tunnel
 - Viaduct
 - Station Locations
- Gas Utilities**
- High Pressure
 - Medium Pressure
 - Low Pressure



P03	2/6/22	Final Issue	GW	RH	RH	NC
Rev.	Date	Final Issue	Drawn	Check'd	Rev'd	Appr'd
JACOBS IDOM						
Client			TII Bonneagar Iompair Éireann Transport Infrastructure Ireland			
Project			METROLINK			
Drawing Title			Figure 22.1 Gas Network Utilities Sheet 20 of 30			
Drawing Status			FINAL			
Scale @ A3		1:2,500	DO NOT SCALE			
Jacobs No.		32108600				
Client No.						
Drawing No.		ML1-JAI-EIA-ROUT_XX-DR-Y-22021	Rev		P03	



Legend

- Alignment**
- Cut & Cover
 - Incline
 - Retained Cut
 - Surface
 - Tunnel
 - Viaduct
- Gas Utilities**
- High Pressure
 - Medium Pressure
 - Low Pressure
- Station Locations



P03	2/6/22	Final Issue	GW	RH	RH	NC
Rev.	Date	Final Issue	Drawn	Check'd	Rev'd	Appr'd

**JACOBS
IDOM**

Client

TII
Bonnéagar Iompair Éireann
Transport Infrastructure Ireland

Project

METROLINK

Drawing Title

Figure 22.1 Gas Network Utilities
Sheet 21 of 30

Drawing Status

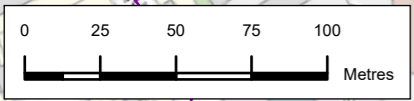
FINAL

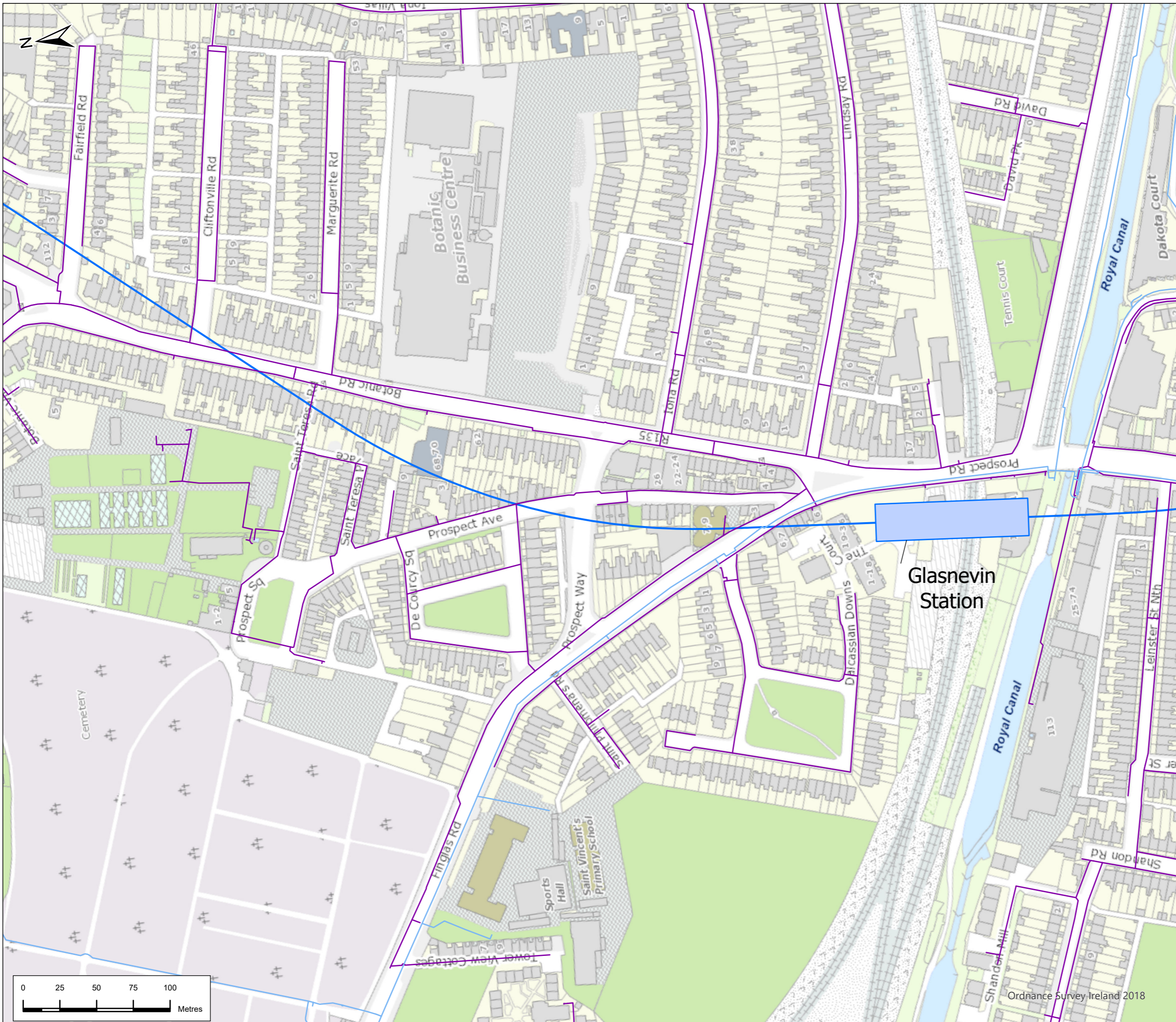
Scale @ A3: 1:2,500 DO NOT SCALE

Jacobs No.: 32108600

Drawing No.: ML1-JAI-EIA-ROUT_XX-DR-Y-22022 Rev P03

This drawing is not to be used in whole or in part other than for the intended purpose and project as defined on this drawing. Refer to the contract for full terms and conditions.





Legend

- Alignment**
- Cut & Cover
 - Incline
 - Retained Cut
 - Surface
 - Tunnel
 - Viaduct
 - Station Locations
- Gas Utilities**
- High Pressure
 - Medium Pressure
 - Low Pressure



P03	2/6/22	Final Issue	GW	RH	RH	NC
Rev.	Date	Final Issue	Drawn	Check'd	Rev'd	Appr'd

JACOBS
IDOM

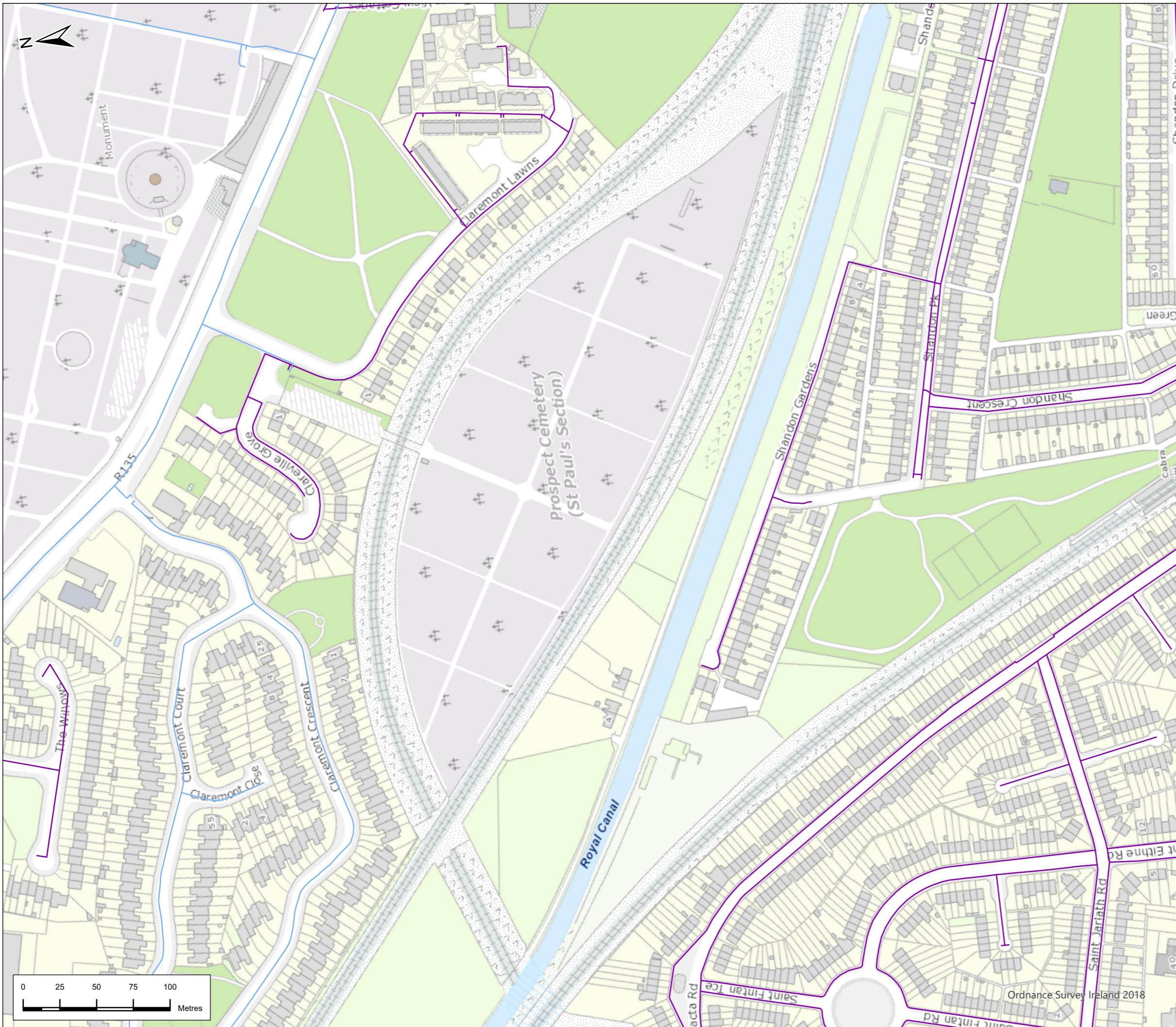
TII
Bonneagar Iompair Éireann
Transport Infrastructure Ireland

METROLINK

Drawing Title
Figure 22.1 Gas Network Utilities
Sheet 22 of 30

Drawing Status	FINAL	
Scale @ A3	1:2,500	DO NOT SCALE
Jacobs No.	32108600	
Client No.		
Drawing No.	ML1-JAI-EIA-ROUT_XX-DR-Y-22023	Rev P03

This drawing is not to be used in whole or in part other than for the intended purpose and project as defined on this drawing. Refer to the contract for full terms and conditions.

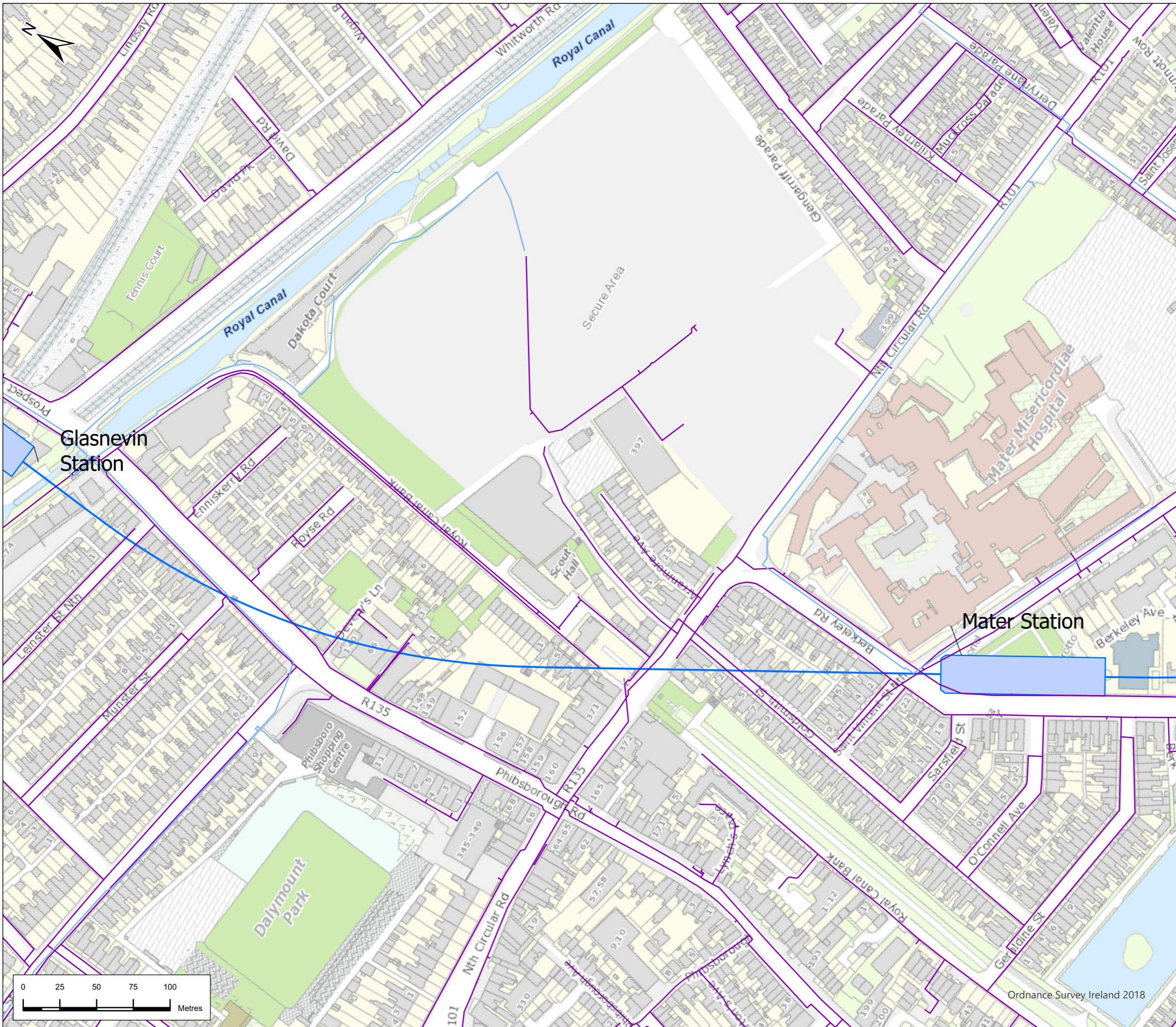


Legend

- Alignment**
- Cut & Cover
 - Incline
 - Retained Cut
 - Surface
 - Tunnel
 - Viaduct
- Gas Utilities**
- High Pressure
 - Medium Pressure
 - Low Pressure



P03	2/6/22	Final Issue	GW	RH	RH	NC
Rev.	Date	Final Issue	Drawn	Check'd	Rev'd	Appr'd
JACOBS IDOM						
Client			TII Bonneagair Iompair Éireann Transport Infrastructure Ireland			
Project			METROLINK			
Drawing Title			Figure 22.1 Gas Network Utilities Sheet 23 of 30			
Drawing Status			FINAL			
Scale @ A3		1:2,500	DO NOT SCALE			
Jacobs No.		32108600				
Client No.						
Drawing No.		ML1-JAI-EIA-ROUT_XX-DR-Y-22024	Rev		P03	
This drawing is not to be used in whole or in part other than for the intended purpose and project as defined on this drawing. Refer to the contract for full terms and conditions.						



Legend

- Alignment**
- Cut & Cover
 - Incline
 - Retained Cut
 - Surface
 - Tunnel
 - Viaduct
 - Station Locations
- Gas Utilities**
- High Pressure
 - Medium Pressure
 - Low Pressure



P03	2/6/22	Final Issue	GW	RH	RH	NC
Rev.	Date	Final Issue	Drawn	Check'd	Rev'd	Appr'd

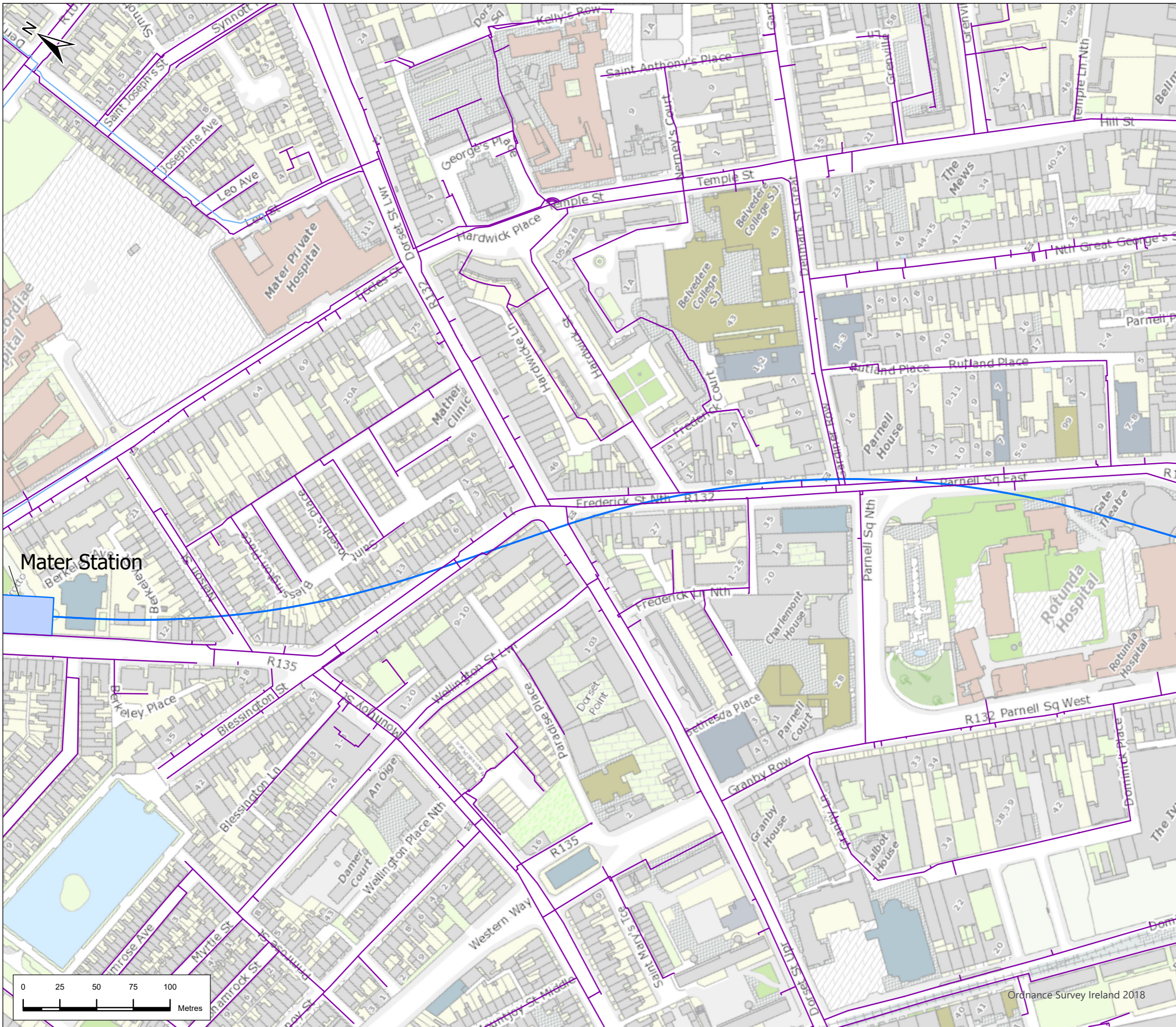
**JACOBS
IDOM**

TII
Bonnagar Iompair Éireann
Transport Infrastructure Ireland

METROLINK

Drawing Title
Figure 22.1 Gas Network Utilities
Sheet 24 of 30

Drawing Status	FINAL	
Scale @ A3	1:2,500	DO NOT SCALE
Jacobs No.	32108600	
Client No.		
Drawing No.	ML1-JAI-EIA-ROUT_XX-DR-Y-22025	Rev P03



Legend

- Alignment**
- Cut & Cover
 - Incline
 - Retained Cut
 - Surface
 - Tunnel
 - Viaduct
- Station Locations**
- Station Locations
- Gas Utilities**
- High Pressure
 - Medium Pressure
 - Low Pressure



P03	2/6/22	Final Issue	GW	RH	RH	NC
Rev.	Date	Final Issue	Drawn	Check'd	Rev'd	Appr'd

**JACOBS
IDOM**

TII
Bonnegar Iompair Éireann
Transport Infrastructure Ireland

METROLINK

Drawing Title
**Figure 22.1 Gas Network Utilities
Sheet 25 of 30**

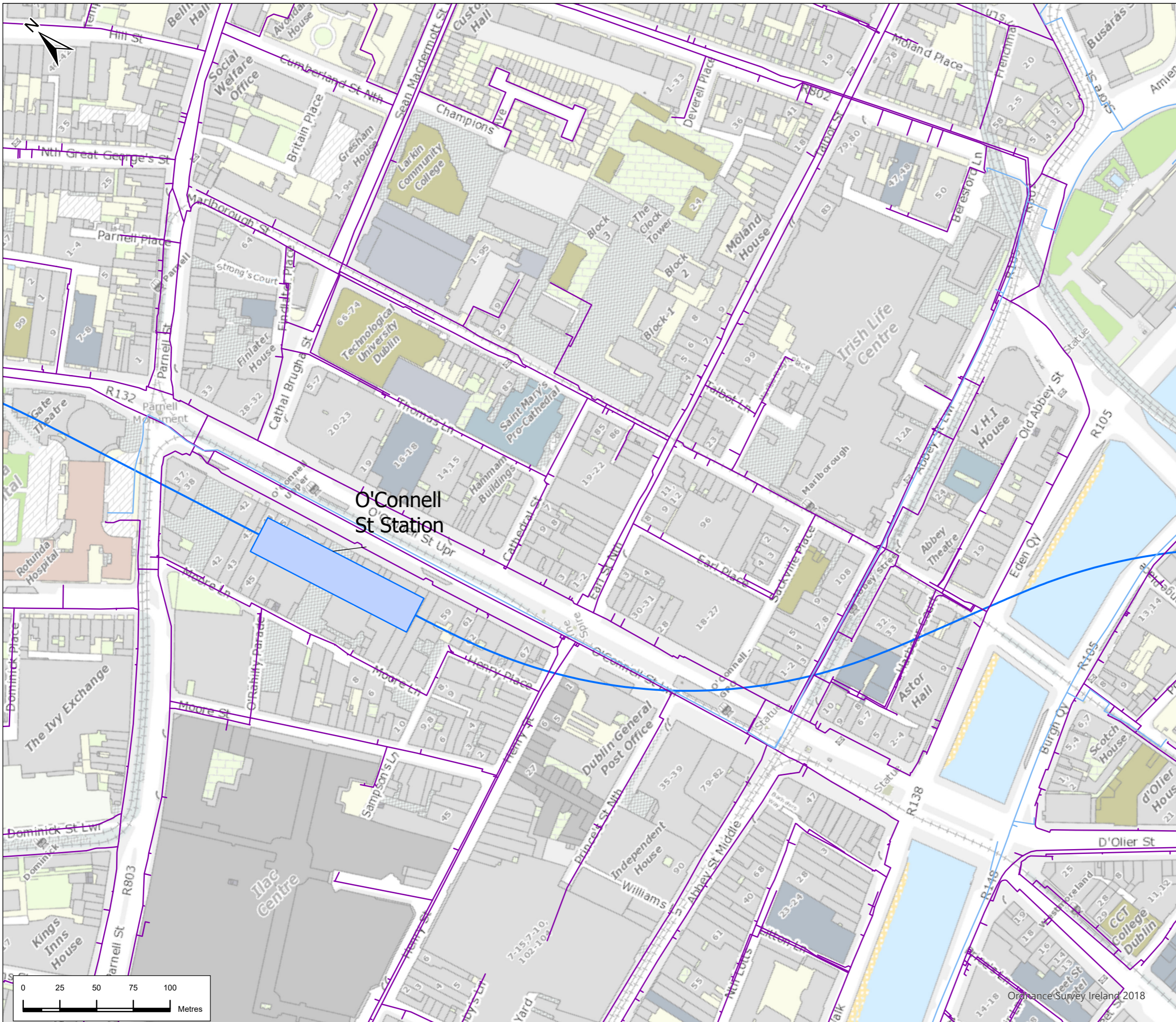
Drawing Status: **FINAL**

Scale @ A3: 1:2,500 DO NOT SCALE

Jacobs No.: 32108600

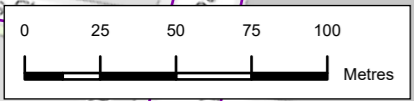
Drawing No.: **ML1-JAI-EIA-ROUT_XX-DR-Y-22026** Rev **P03**

This drawing is not to be used in whole or in part other than for the intended purpose and project as defined on this drawing. Refer to the contract for full terms and conditions.

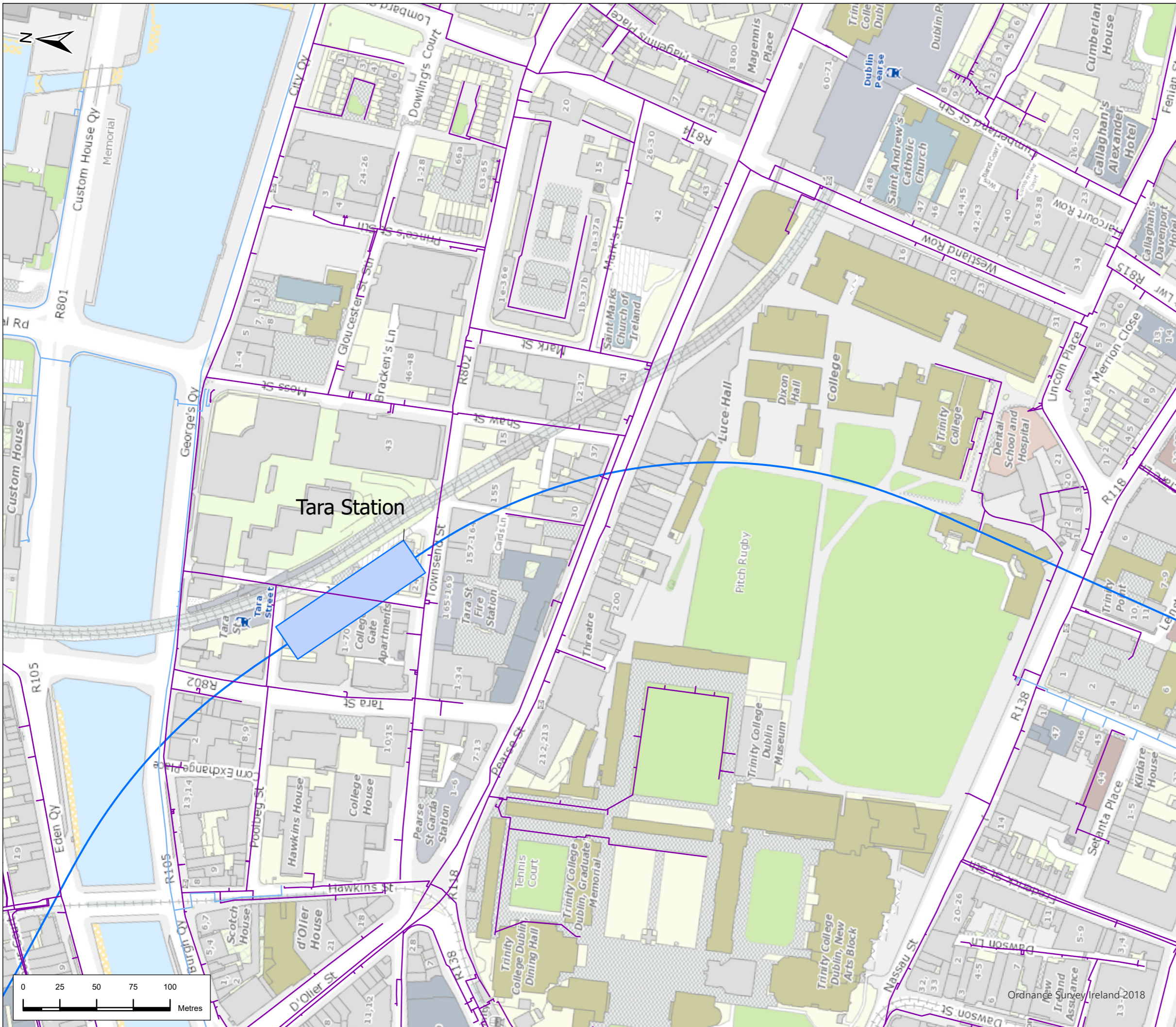


Legend

- Alignment**
- Cut & Cover
 - Incline
 - Retained Cut
 - Surface
 - Tunnel
 - Viaduct
 - Station Locations
- Gas Utilities**
- High Pressure
 - Medium Pressure
 - Low Pressure



P03	2/6/22	Final Issue	GW	RH	RH	NC
Rev.	Date	Final Issue	Drawn	Check'd	Rev'd	App'r'd
		JACOBS IDOM				
Client		TII Bonnegar Iompair Éireann Transport Infrastructure Ireland				
Project		METROLINK				
Drawing Title		Figure 22.1 Gas Network Utilities Sheet 26 of 30				
Drawing Status		FINAL				
Scale @ A3	1:2,500	DO NOT SCALE				
Jacobs No.	32108600					
Client No.						
Drawing No.	ML1-JAI-EIA-ROUT_XX-DR-Y-22027					
						Rev P03

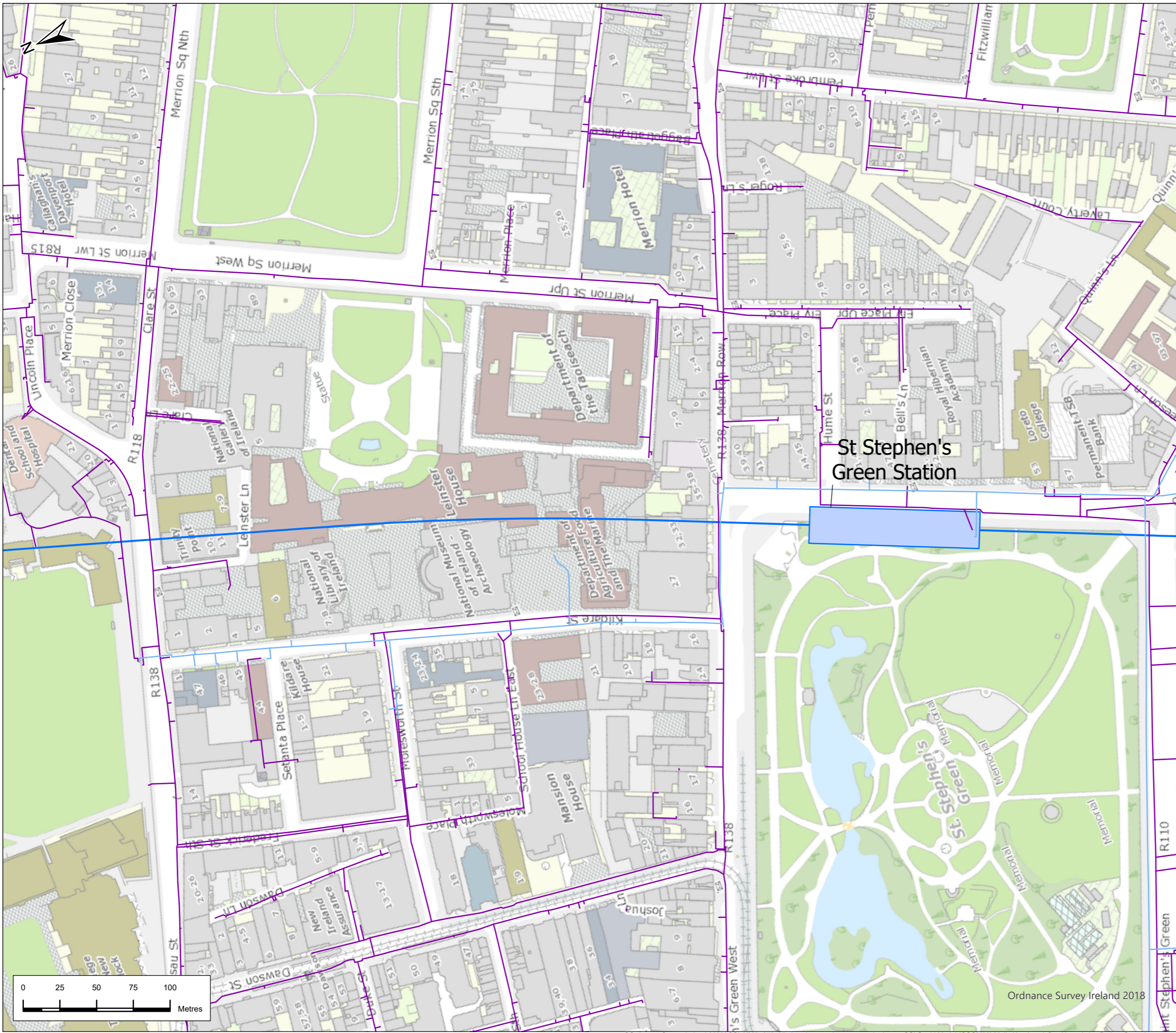


Legend

- Alignment**
- Cut & Cover
 - Incline
 - Retained Cut
 - Surface
 - Tunnel
 - Viaduct
- Station Locations**
- Station Locations
- Gas Utilities**
- High Pressure
 - Medium Pressure
 - Low Pressure

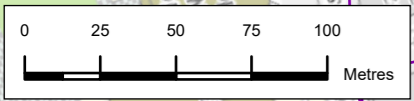


P03	2/6/22	Final Issue	GW	RH	RH	NC
Rev.	Date	Final Issue	Drawn	Check'd	Rev'd	Appr'd
JACOBS IDOM						
Client			TII <small>Bonnéagar Iompair Éireann Transport Infrastructure Ireland</small>			
Project			METROLINK			
Drawing Title			Figure 22.1 Gas Network Utilities Sheet 27 of 30			
Drawing Status			FINAL			
Scale @ A3	1:2,500	DO NOT SCALE				
Jacobs No.	32108600					
Client No.						
Drawing No.	ML1-JAI-EIA-ROUT_XX-DR-Y-22028					Rev P03

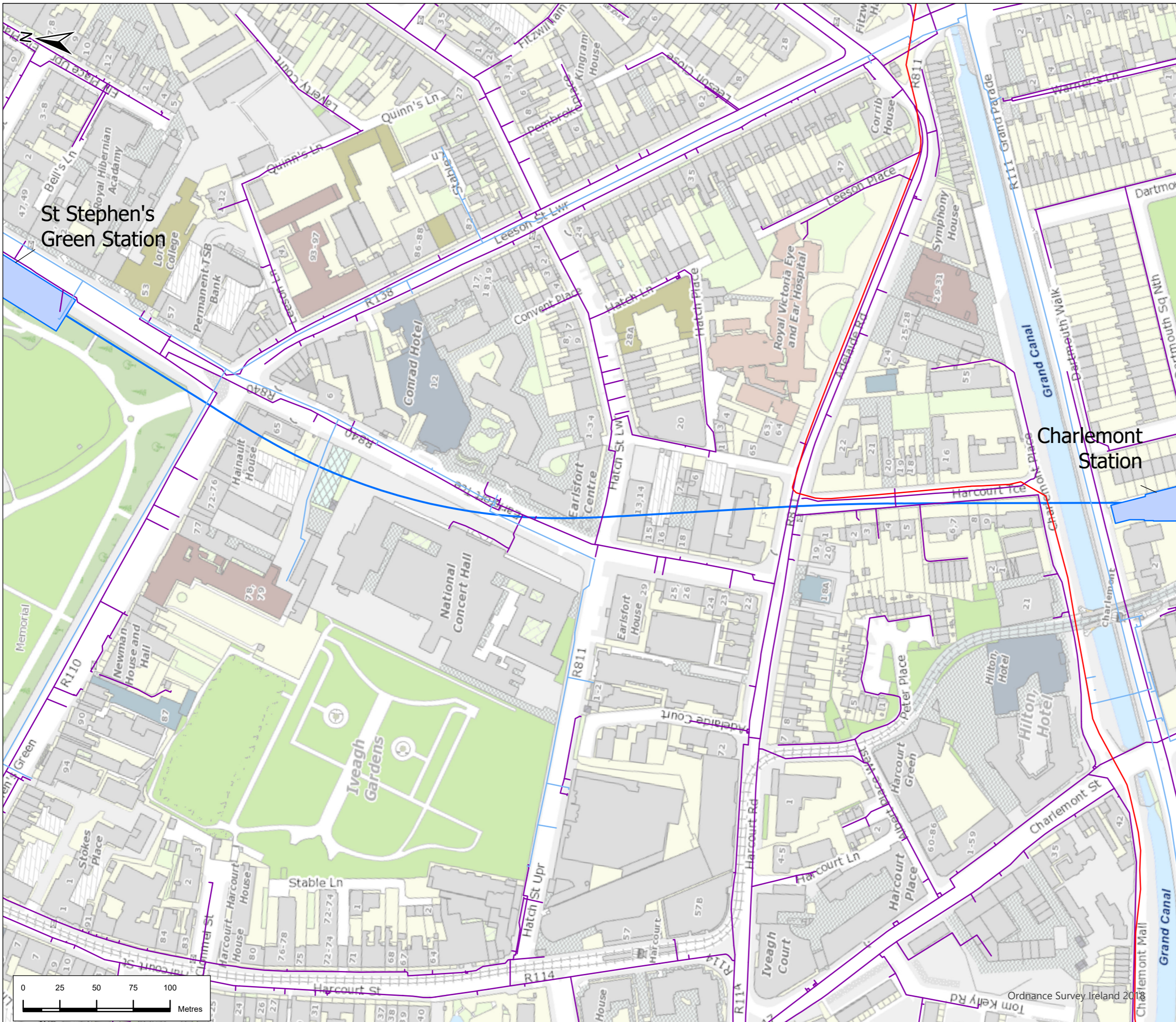


Legend

- Alignment**
- Cut & Cover
 - Incline
 - Retained Cut
 - Surface
 - Tunnel
 - Viaduct
- Gas Utilities**
- High Pressure
 - Medium Pressure
 - Low Pressure
- Station Locations




P03	2/6/22	Final Issue	GW	RH	RH	NC
Rev.	Date	Final Issue	Drawn	Check'd	Rev'd	Appr'd
JACOBS IDOM						
Client			TII Bonnegar Iompair Éireann Transport Infrastructure Ireland			
Project			METROLINK			
Drawing Title			Figure 22.1 Gas Network Utilities Sheet 28 of 30			
Drawing Status			FINAL			
Scale @ A3	1:2,500	DO NOT SCALE				
Jacobs No.	32108600					
Client No.						
Drawing No.	ML1-JAI-EIA-ROUT_XX-DR-Y-22029					
	Rev P03					

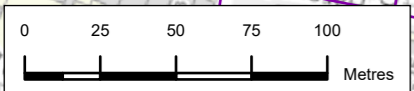


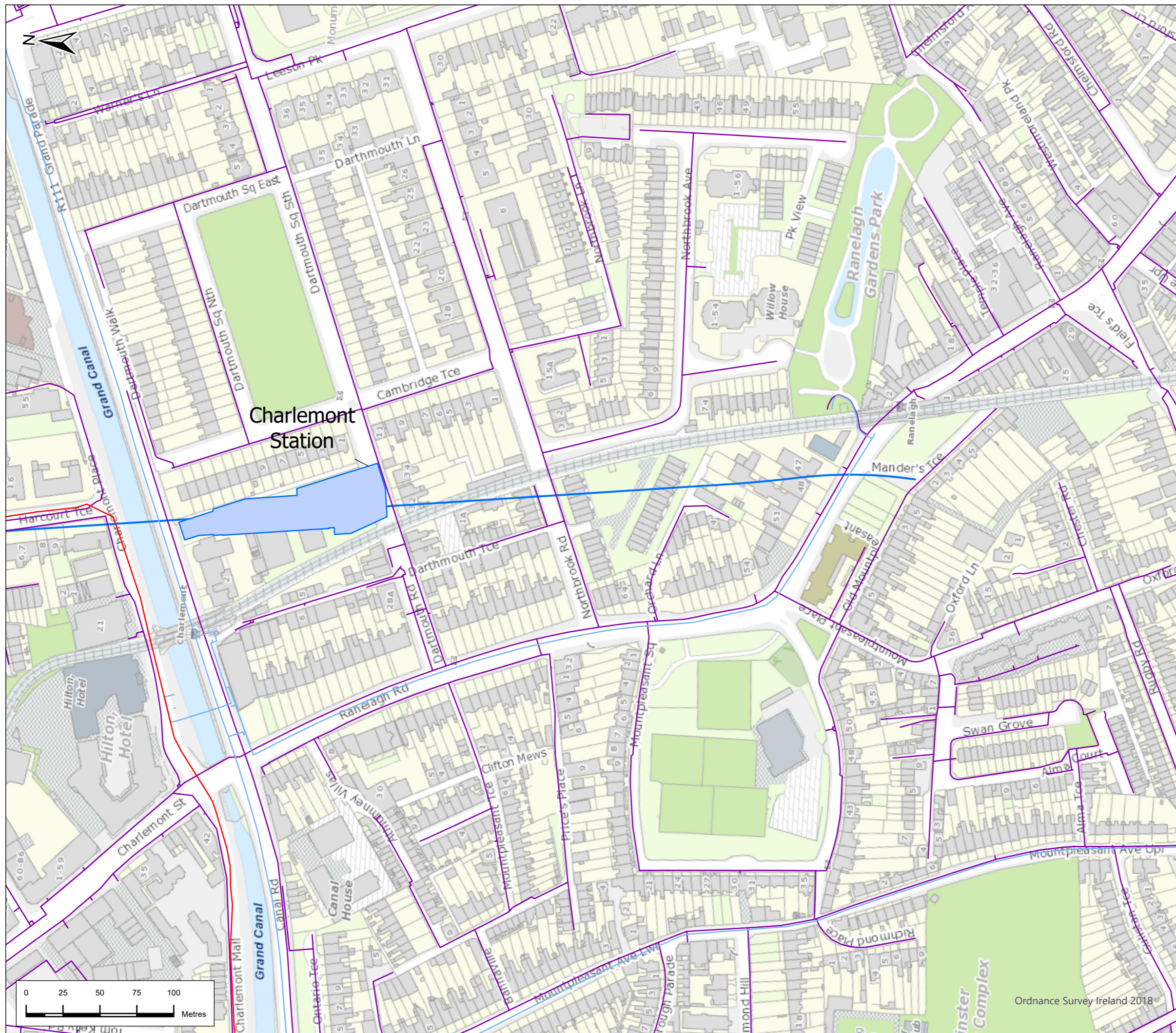
Legend

- Alignment**
- Cut & Cover
 - Incline
 - Retained Cut
 - Surface
 - Tunnel
 - Viaduct
 - Station Locations
- Gas Utilities**
- High Pressure
 - Medium Pressure
 - Low Pressure



P03	2/6/22	Final Issue	GW	RH	RH	NC
Rev.	Date	Final Issue	Drawn	Check'd	Rev'd	App'r'd
		JACOBS				
		IDOM				
Client		 Bonnagar Iompair Éireann Transport Infrastructure Ireland				
Project		METROLINK				
Drawing Title		Figure 22.1 Gas Network Utilities Sheet 29 of 30				
Drawing Status		FINAL				
Scale @ A3	1:2,500	DO NOT SCALE				
Jacobs No.	32108600					
Client No.						
Drawing No.	ML1-JAI-EIA-ROUT_XX-DR-Y-22030					Rev P03





Legend

- Alignment**
- Cut & Cover
 - Incline
 - Retained Cut
 - Surface
 - Tunnel
 - Viaduct
 - Station Locations
- Gas Utilities**
- High Pressure
 - Medium Pressure
 - Low Pressure



P03	2/6/22	Final Issue	GW	RH	RH	NC
Rev.	Date	Final Issue	Drawn	Check'd	Rev'd	Appr'd

JACOBS
IDOM

Client
TII
Bonnegar Iompair Éireann
Transport Infrastructure Ireland

Project
METROLINK

Drawing Title
Figure 22.1 Gas Network Utilities
Sheet 30 of 30

Drawing Status
FINAL

Scale @ A3: 1:2,500 DO NOT SCALE
Jacobs No.: 32108600

Drawing No.: ML1-JAI-EIA-ROUT_XX-DR-Y-22031 Rev P03

This drawing is not to be used in whole or in part other than for the intended purpose and project as defined on this drawing. Refer to the contract for full terms and conditions.